

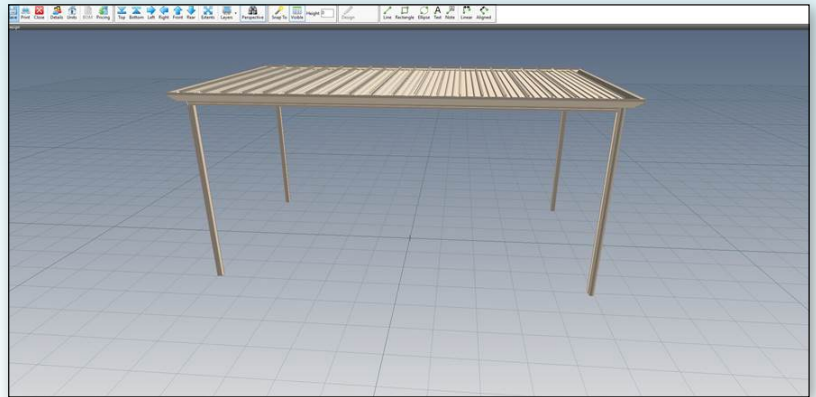
NEW REMOTE QUOTING CAPABILITY

Stratco is providing our Outback Dealers with the 'Stratco Live Link' functionality that will enable you to quote your customers from the comfort of their own home. The functionality sends through a Live Link to the customer from Stratco Design and you can work through any changes to the design with the customer over the phone.

Check out the following video which provides an overview of this functionality: https://youtu.be/IX_MKwK1PZY

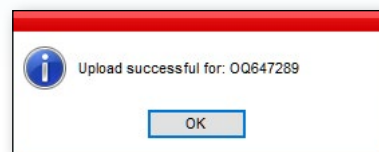
STEP 1 - SAME AS NORMAL:

The user must create a quote and unit exactly as normal. Make sure to enrol the client into a journey. NOTE that the email address you put into the journey pop-up will be the email that receives the live link.



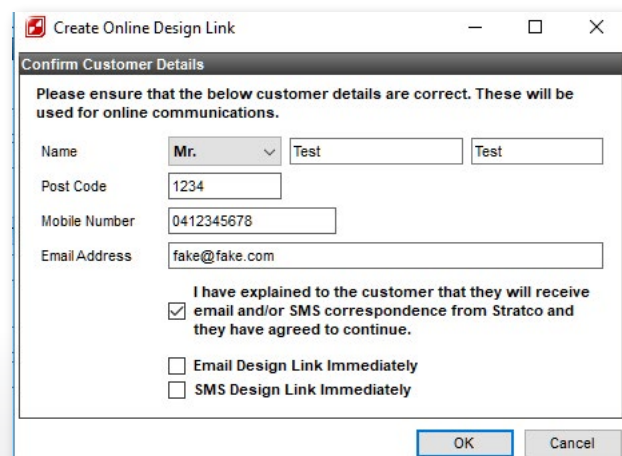
STEP 2 - SAME AS NORMAL:

Once the initial model has been created, save the job:



STEP 3 - NEW FUNCTIONALITY PROCESS:

In the next Stratco Design software update, the following prompt will pop-up for you to send your customer the Stratco Live Link – please collect their email address and mobile phone number and then check one or both of the radio buttons to send your customer either an email or a SMS or both. Once the changes to the design have been made, simply save the design and then hit F5.



Create Online Design Link

Confirm Customer Details

Please ensure that the below customer details are correct. These will be used for online communications.

Name: Mr. Test Test

Post Code: 1234

Mobile Number: 0412345678

Email Address: fake@fake.com

I have explained to the customer that they will receive email and/or SMS correspondence from Stratco and they have agreed to continue.

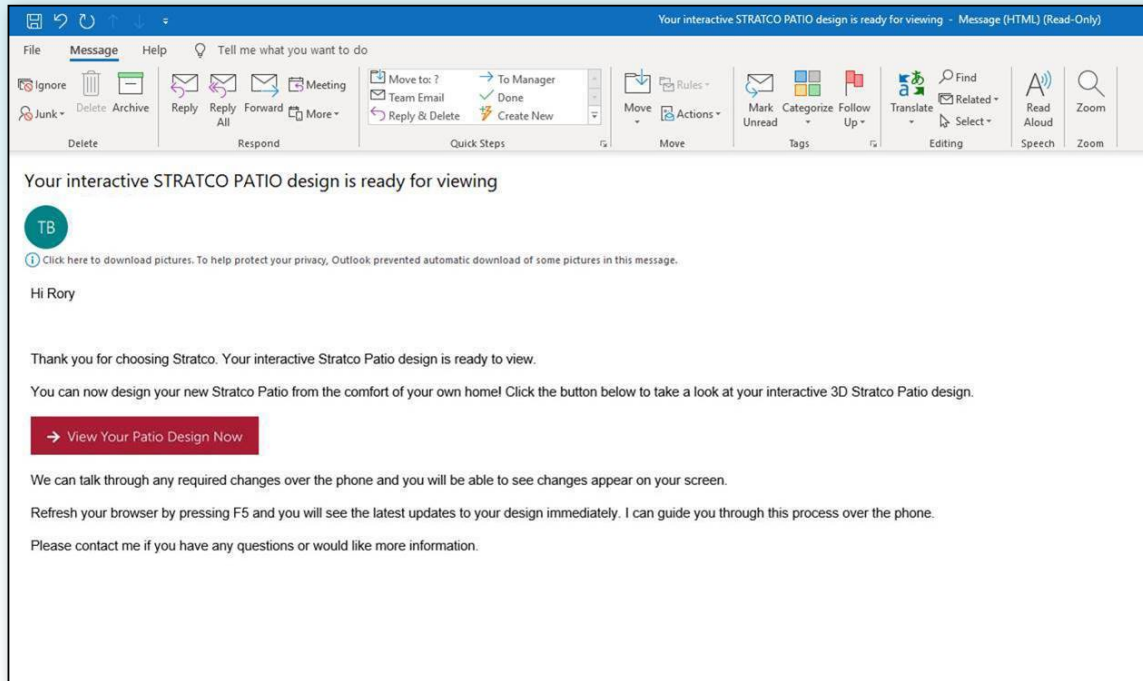
Email Design Link Immediately

SMS Design Link Immediately

OK Cancel

NEW REMOTE QUOTING CAPABILITY

STEP 4 - NEW FUNCTIONALITY OUTCOME: This will send an email to the client immediately - the email that the client received is below. As you can see, it includes all of the information that the client will need to see the virtual design and the changes that are being made.



STEP 5 - NEW FUNCTIONALITY BENEFIT: Every time the job is saved from now on, the design link will be updated and a client can see the update by pressing F5 on their web browser.

STEP 6 - NEW FUNCTIONALITY DETAIL: The email will only ever be sent once to a specific email address. If the email is updated, a new email will be sent to that address when the job is saved again.

STEP 7 - SAME AS NORMAL: The client will be put on the regular journey (coming soon) in addition to receiving the live link.